




Water Blocked S12 RU(c) 250 V

Applications

These unarmoured cables are partially water blocked, flame retardant, low smoke and halogen free, used for instrumentation, communication, control and alarm systems.

Standards

- IEC 60092-376
- IEC 60092-351
- IEC 60092-359
- IEC 60332-1
- IEC 60332-3-22
- IEC 60754-1,2
- IEC 61034-1,2
- NEK 606:2004
- VG 95218 part 29



Construction

- **Conductors:** Circular tinned annealed stranded copper wire to IEC 60228 class 2.
- **Insulation:** Halogen free EPR compound.
- **Twinning:** Colour coded cores twisted together.
- **Filler:** Water blocking fillers, if required.
- **Collective Shielding:** Pairs/triples are layed up and collectively screened by copper backed polyester tape in contact with a stranded tinned copper drain wire. Pairs/triples are numbered with numbered tape or by numbers printed directly on the insulated conductors.
- **Water Blocking Elements:** Water blocking tape and strings for providing longitudinal water tightness.
- **Inner Sheath:** Halogen free thermosetting compound, SHF2, coloured grey (blue for intrinsically safe).
- **Outer Sheath:** Polyurethane for providing transversal water tightness, PE is optional, but can not meet low smoke standard.





Electrical Characteristics

Nominal Cross Section Area	mm ²	0.75	1.0	1.5
Nominal Conductor Diameter	mm	1.1	1.3	1.6
Maximum Resistant@20°C	Ω/km	26.3	19.3	12.9
Mutual Capacitance	nF/km	80	90	100
Nominal Inductance@1KHz	MH/km	0.682	0.645	0.632
Maximum L/R@1KHz	μH/Ω	20	25	35
Operating Voltage	V	250	250	250

Mechanical and Thermal Properties

- **Bending Radius:** 8×OD (during installation); 6×OD (fixed installed)
- **Temperature Range:** -20°C ~ +90°C

Dimensions and Weight

Construction No. of elements×No. of cores in element×Cross section(mm ²)	Nominal Insulation Thickness mm	Nominal Inner Sheath Thickness mm	Nominal Outer Sheath Thickness mm	Nominal Overall Diameter mm	Nominal Weight kg/km
2×2×0.75	0.6	1.1	1.0	11.4±2	168
4×2×0.75	0.6	1.1	1.0	13.5±2	226
7×2×0.75	0.6	1.3	1.0	15.6±2	315
8×2×0.75	0.6	1.3	1.0	16.7±2	357
12×2×0.75	0.6	1.4	1.0	19.6±2	488
16×2×0.75	0.6	1.5	1.0	21.7±2	625
19×2×0.75	0.6	1.5	1.0	22.7±2	698
24×2×0.75	0.6	1.7	1.0	26.1±2	893
32×2×0.75	0.6	2.0	1.0	28.7±2	1118
2×3×0.75	0.6	1.1	1.0	13.0±2	179
3×3×0.75	0.6	1.1	1.0	14.1±2	247
4×3×0.75	0.6	1.2	1.0	15.1±2	294
7×3×0.75	0.6	1.4	1.0	17.7±2	431
8×3×0.75	0.6	1.4	1.0	19.5±2	515
12×3×0.75	0.6	1.5	1.0	22.6±2	677
16×3×0.75	0.6	1.6	1.0	25.1±2	877
19×3×0.75	0.6	1.7	1.0	26.3±2	987
24×3×0.75	0.6	1.8	1.0	30.2±2	1271
2×2×1.0	0.6	1.1	1.0	11.9±2	200
4×2×1.0	0.6	1.1	1.0	14.3±2	268
7×2×1.0	0.6	1.3	1.0	16.7±2	389
8×2×1.0	0.6	1.3	1.0	17.7±2	431





Caledonian

Any inquiries, please feel free to contact
enquiry@shipboard-cables.com or kitty@shipboard-cables.com



Construction No. of elements×No. of cores in element×Cross section(mm ²)	Nominal Insulation Thickness mm	Nominal Inner Sheath Thickness mm	Nominal Outer Sheath Thickness mm	Nominal Overall Diameter mm	Nominal Weight kg/km
12×2×1.0	0.6	1.5	1.0	20.9±2	593
16×2×1.0	0.6	1.6	1.0	23.1±2	767
19×2×1.0	0.6	1.7	1.0	24.5±2	872
24×2×1.0	0.6	1.8	1.0	27.9±2	1103
32×2×1.0	0.6	2.1	1.0	30.7±2	1381
3×3×1.0	0.6	1.1	1.0	14.9±2	294
4×3×1.0	0.6	1.3	1.0	16.0±2	352
7×3×1.0	0.6	1.5	1.0	18.9±2	525
12×3×1.0	0.6	1.6	1.0	24.1±2	835
16×3×1.0	0.6	1.6	1.0	26.8±2	1076
19×3×1.0	0.6	1.8	1.0	28.3±2	1234
24×3×1.0	0.6	2.0	1.0	32.4±2	1565
2×2×1.5	0.7	1.2	1.0	13.3±2	263
4×2×1.5	0.7	1.2	1.0	16.1±2	362
7×2×1.5	0.7	1.4	1.0	19.2±2	541
8×2×1.5	0.7	1.4	1.0	20.4±2	604
12×2×1.5	0.7	1.6	1.0	24.4±2	851
16×2×1.5	0.7	1.7	1.0	27.0±2	1097
19×2×1.5	0.7	1.8	1.0	28.4±2	1234
24×2×1.5	0.7	1.9	1.0	32.7±2	1580
32×2×1.5	0.7	2.2	1.0	35.9±2	1985
2×3×1.5	0.7	1.2	1.0	15.5±2	278
3×3×1.5	0.7	1.2	1.0	16.9±2	399
4×3×1.5	0.7	1.3	1.0	18.3±2	488
7×3×1.5	0.7	1.5	1.0	21.8±2	740
8×3×1.5	0.7	1.5	1.0	23.5±2	861
12×3×1.5	0.7	1.7	1.0	28.2±2	1197
16×3×1.5	0.7	1.8	1.0	31.4±2	1549
19×3×1.5	0.7	1.9	1.0	32.9±2	1759
24×3×1.5	0.7	2.1	1.0	38.2±2	2268



Standard



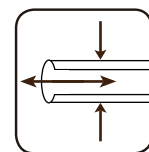
Standard




Standard



Standard



Water Tightness
VG 95218-29



Halogen Free
IEC60754-1



Low Corrosivity
IEC60754-2



Low Smoke Emission
IEC 61034-1&2



Flame Retardancy
IEC60332-1



Reduced Fire Propagation
IEC60332-2-22

